



ACME RESOURCES LIMITED
1, CROOKED LANE
ROOM NO. 107, 1ST FLOOR
KOLKATA
700069

Investors' Grievance Report for the quarter 01/10/2013 to 31/12/2013

No of Investor Grievances pending at the beginning of the quarter : NIL

No of Investor Grievances received during the quarter : 0

No of Investor Grievances replied/resolved during the quarter : 0

No of Investor Grievances pending at the end of the quarter : NIL


Break-up of Investors' Grievances received during the quarter

Dividend : 0

Share Certificate : 0

Annual Report : 0

Total : 0



For Maheshwari Datamatics Pvt. Ltd.

Arindam
Registrars

Dated : 02/01/2014

D
06/13

ACME RESOURCES LIMITED

Scrip Code : 029964 Class of Security : Equity
 Quarter ended: 31/12/2013

Partly paid-up shares:-	No of partly paid-up shares	As a % of Total No of partly paid-up shares	As a % of Total No of shares of the company
Held by promoter/promoter group	Nil	Nil	Nil
Held by public	Nil	Nil	Nil
Total	Nil	Nil	Nil

Outstanding convertible securities:-	No of Outstanding securities	As a % of Total No of outstanding convertible securities	As a % of Total No of shares of the company, assuming full conversion of the convertible securities
Held by promoter/promoter group	Nil	Nil	Nil
Held by public	Nil	Nil	Nil
Total	Nil	Nil	Nil

Warrants:-	No of warrants	As a % of Total No of warrants	As a % of Total No of shares of the company, assuming full conversion of warrants
Held by promoter/promoter group	Nil	Nil	Nil
Held by public	Nil	Nil	Nil
Total	Nil	Nil	Nil

Total paid-up capital of the company, assuming full conversion of warrants and convertible securities 25744008 Shares of Rs. 10/- each



ACME RESOURCES LIMITED

Scrp Code : 029964 Class of Security : Equity Face Value : Rs. 10/-
 (I)(a) Statement showing Shareholding Pattern Quarter ended: 31/12/2013


Category Code (I)	Category of Shareholder (II)	No of Share-holders (III)	Total No of Shares (IV)	No of Shares held in Demat Form (V)	Total Shareholding as a % of Tot Shrs		Shares pledged or otherwise encumbered	
					As a % of (A+B) (VI)	As a % of (A+B+C) (VII)	Shares (VIII)	As a % (IX)=(VIII)/(IV)*100
A. Promoter and Promoter Group								
1. Indian								
	a. Individuals/Hindu Undivided Family	1	146616	146616	.5695	.5695	N i l	N i l
	b. Central/State Government(s)							
	c. Bodies Corporate	3	18710428	18710428	72.6788	72.6788	N i l	N i l
	d. Financial Institutions/Banks							
	e. Any Other							
	Sub Total (A1)	4	18857044	18857044	73.2483	73.2483	N i l	N i l
2. Foreign								
	a. Individuals (NRI/Foreign Individuals)							
	b. Bodies Corporate							
	c. Institutions							
	d. Qualified Foreign Investor							
	e. Any other							
	Sub Total (A2)							
	Total Shareholding of Promoter and Promoter Group A=(A1)+(A2)	4	18857044	18857044	73.2483	73.2483	N i l	N i l
B. Public Shareholding								
1. Institutions								
	a. Mutual Funds/UTI							
	b. Financial Institutions/Banks							
	c. Central/State Government(s)							
	d. Venture Capital Funds							
	e. Insurance Companies							
	f. Foreign Institutional Investors							
	g. Foreign Venture Capital Investors							
	h. Qualified Foreign Investor							
	i. Any Other							
	Sub Total (B1)							
2. Non-Institutions								
	a. Bodies Corporate	54	4353811	4287294	18.9119	18.9119		
	b. Individuals holding							
	i. Nominal Share Capital up to Rs.1 lakh	1195	1618585	533035	6.2872	6.2872		
	ii. Nominal Share Capital in excess of Rs.1 lakh	14	911560	392560	3.5409	3.5409		
	c. Qualified Foreign Investor							
	d. Any Other							
	Non Resident Individual	1	3800	3800	.0117	.0117		
	Sub Total (B2)	124	6886956	5216069	26.7517	26.7517		
	Total Public Shareholding B=(B1)+(B2)	124	6886956	5216069	26.7517	26.7517		
	Total (A1)+(B)	128	25744000	24731333	100.0000	100.0000		



ACME RESOURCES LIMITED

Scrip Code : 029964 Class of Security : Equity Face Value : Rs. 10/-
 (I)(a) Statement showing Shareholding Pattern Quarter ended: 31/12/2013

Category Code	Category of Shareholder	No of Share-holders (III)	Total No of Shares (IV)	No of Shares held in Demat Form (V)	Total Shareholding as a % of Tot Shrs		Shares pledged or otherwise encumbered	
					As a % of (A+B) (VI)	As a % of (A+B+C) (VII)	Shares (VIII)	As a % (IX)=(VIII)/(IV)*100
D. Shares held by Custodian & against which Depository Receipts have been issued								
	1. Promoter and Promoter Group		Nil	Nil	Nil			Nil
	2. Public		Nil	Nil	Nil			Nil
	Grand Total (A)+(B)+(C)		1268	25744000	24073133			100.0000



ACME RESOURCES LIMITED

(II)(a) Statement showing holding of securities (including shares, warrants, convertible securities) of persons belonging to the category

'Promoter and Promoter Group'

Quarter ended 31/12/2013

Page 4 1

1. Indian

a. Individuals/Hindu Undivided Family


		Details of Shares held		Encumbered shares		Details of warrants		Details of convertible securities		Total Shares (including underlying shares assuming full conversion of warrants and convertible securities) as a % of diluted share capital	
Sr No	Name of the Shareholder	No of Shares held	As a % of Grand Total (A)+(B)+(C)	No. (VI)+(V)	As a % (III)+(IV)	As a % of Grand Total (A)+(B)+(C) of sub clause (I)(a)	No of Warrants held	As a % of total no of warrants of the same class	No of convertible securities held	As a % of total no of convertible securities of the same class	(XII)
(I)	(II)	(III)	(IV)	(V)	(III)+(IV)	(VII)	(VIII)	(IX)	(X)	(XI)	(XII)
1	KULDEEP SALUJA	146616	.5695	Nil	Nil	Nil	Nil	Nil	Nil	Nil	.5695
Total :		146616	.5695	Nil	Nil	Nil	Nil	Nil	Nil	Nil	.5695



1. Indian

c. Bodies Corporate

		Details of Shares held			Encumbered shares		Details of warrants		Details of convertible securities		Total Shares (including underlying shares assuming full conversion of warrants and convertible securities) as a % of diluted share capital
Sl No	Name of the Shareholder	No of Shares held	As a % of Grand Total (A)+(B)+(C)	No. (V)	As a % (VI) (VI)/(III)+(IV)	As a % of Grand Total (A)+(B)+(C) of sub clause (I)(a) (VII)	No of Warrants held (VIII)	As a % of total no of warrants of the same held class (IX)	No of convertible securities (X)	As a % of total no of convertible securities of the same class (XI)	(XII)
1	NARAYANI DEALERS PRIVATE LIMITED	11552128	44.8731	Nil	Nil	Nil	Nil	Nil	Nil	Nil	44.8731
2	BLUESOON DEALCOM PRIVATE LIMITED	1756800	14.5898	Nil	Nil	Nil	Nil	Nil	Nil	Nil	14.5898
3	MERIT DEALERS PRIVATE LIMITED	1402300	13.2159	Nil	Nil	Nil	Nil	Nil	Nil	Nil	13.2159
Total :		14710428	72.6788	Nil	Nil	Nil	Nil	Nil	Nil	Nil	72.6788



(3)(c)(i) Statement showing holding of securities (including shares, warrants, convertible securities) of persons belonging to the category 'Public' and holding more than 1% of the total no of shares

Sr No	Name of the Shareholder	No of Shares held	Details of warrants		Details of convertible securities			Total shares (including underlying shares assuming full conversion of warrants and convertible securities) as a % of diluted share capital
			Shares as a % of total no of shares (i.e., Grand Total (A)+(B)+(C) indicated in Statement	No of Warrants held	As a % of total no of Warrants of the same class	No of convertible securities held	% w.r.t total no of convertible securities of the same class	
1	SALVO DEALCOMM PRIVATE LIMITED	3750000	14.5665	Nil	Nil	Nil	Nil	14.5665
	Total	3750000	14.5665	Nil	Nil	Nil	Nil	14.5665



(II)(c)(ii) Statement showing holding of securities (including shares, warrants, convertible securities) of persons (together with PAC) belonging to the category 'Public' and holding more than 5% of the total no of shares of the company

Sr	Name(s) of the Shareholder(s) and the Persons Acting in No Concert (PAC) with them	No of Shares (a) above)	Details of warrants		Details of convertible securities			Total shares (including underlying shares assuming full conversion of warrants and convertible securities) as a % of diluted share capital
			Shares as a % of total no of shares (i.e., Grand Total (A)+ (B)+(C) indicated in Statement at para (I)	No of Warrants	As a % of total no of Warrants of the same class	No of convertible securities held	% w.r.t total no of convertible securities of the same class	
1	SALVO DEALCOMM PRIVATE LIMITED	3750000	14.5665	Nil	Nil	Nil	Nil	14.5665
	Total	3750000	14.5665	Nil	Nil	Nil	Nil	14.5665



Sl #	Folio/CIId/OpId	Name of the Shareholder	Locked-in Shares	Locked-in shares as a % of total No of shares (i.e., No of Grand Total (A)+(B)+(C) indicated in Statement at para (I)(a) above)	Promoter/Promoter Group/ Public
------	-----------------	-------------------------	------------------	---	------------------------------------

----- NIL -----




ACME RESOURCES LIMITED

(iii)(a) Statement showing details of Depository Receipts (DRs) as on 31/12/2013

Sl #	Type of Outstanding DR (ADRs, GDRs, SDRs, etc.)	No of outstanding DRs	No of Shares Underlying Outstanding DRs	Shares underlying outstanding DRs as a % of total No of Shares (i.e., Grand Total (A)+(B)+(C) indicated in Statement at para (i)(a) above)
------	--	-----------------------------	--	---

--- Nil ---



ACME RESOURCES LIMITED

(II)(b) Statement showing holding of Depository Receipts (DRs), where underlying shares held by 'promoter/promoter group' are in excess of 1% of the total no of shares as on 31/12/2013

Sl # Name of the DR Holder	Type of Outstanding DR (ADRs, GDRs, SDRs, etc.)	No of Shares Underlying Outstanding DRs	Shares underlying outstanding DRs as a % of total No of Shares (i.e., Grand Total (A)+(B)+(C) indicated in Statement at para (I)(a) above)
----------------------------	--	---	--


--- Nil ---



ACME RESOURCES LIMITED

Physical / NSDL / CDSL Summary Report as on 31/12/2013

	Holders	Shares	% age
Physical :	1069	1670867	6.4903
NSDL :	175	13018833	50.5704
CDSL :	24	11054300	42.9393
	1268	25744000	100.0000



18. Public Shareholding

- No of Shares : 6886956
 - % of shareholding : 26.7517
-

19. Promoters and Promoter Group Shareholding

a) Pledged/Encumbered

- No of Shares : Nil
- % of shares : Nil
(as a % of the total shareholding
of promoter and promoter group)
- % of shares : Nil
(as a % of the total share capital
of the company)

b) Non-encumbered

- No of Shares : 18857044
 - % of shares : 100.0000
(as a % of the total shareholding
of promoter and promoter group)
 - % of shares : 73.2483
(as a % of the total share capital
of the company)
-

